


# SOMERCOURT



**Office Furniture  
& Interiors**



7 Castle Road, Chelston Business Park,  
Wellington, Somerset. TA21 9JQ.

**TEL: 01823 668428**

**FAX: 01823 668420**

**EMAIL: [info@somercourt.co.uk](mailto:info@somercourt.co.uk)**

Delivery Charges Apply.

# general specifications

All desking tops are manufactured using 25mm thick MFC and 2mm PVC heavy duty edging tape.

All corners to these tops have been radiused with only one joint in the edging tape.

Both the A1 and A2 Desking bases/under-frames carry the 'Strength, Durability and Stability' test approvals.

## Technical Information

### Central Column Base -

Frame:	Steel - Silver
Height Range:	680 - 1200mm
Lift Capacity:	70kg
Speed:	30mm/second
Consumption:	60W, Standby 0W
Guarantee:	2 Years for Electric Parts
Guarantee:	5 Years for Metal Parts

### Cantilever Base -

Frame:	Steel - Silver
Height Range:	650 - 1210mm
Lift Capacity:	150kg
Speed:	28mm/second
Consumption:	100W, Standby 0W
Guarantee:	2 Years for Electric Parts
Guarantee:	5 Years for Metal Parts

## Finishes

Board finishes are: Oak (ID604), Calva Oak (ID302), Beech (ID381), Grey (IU112), Japanese Ash (ID348), Apple (ID477) and Cherry (ID344).

Please specify wood colour and hand preference when placing your order.

Product code example: A1-003-04-R-B

Product A1-003-04

Right Hand	<b>R</b>	Apple	<b>A</b>
Left Hand	<b>L</b>	Beech	<b>B</b>
		Calva Oak	<b>CO</b>
		Cherry	<b>C</b>
		Grey	<b>G</b>
		Japanese Ash	<b>J</b>
		Oak	<b>O</b>
		White	<b>W</b>
		Canadian Maple	<b>CM</b>
		Walnut	<b>N</b>
		Silver	<b>S</b>

## Trim

All desk bases/under-frames come in a silver finish.

## Packaging

Desk is supplied flat packed for assembly on site, with detailed instructions. The legs/bases are packed separately.

Please check building access is adequate to receive goods.

# altitude

The Altitude Desk System is a revolutionary addition to the Imperial Office Furniture range. Entirely electronically operated and requiring no mechanical adjustments, with the flick of a switch you can adjust the height of your desk to suit any user.

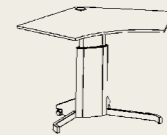
The perfect solution for multi-user offices, hotdesking or shift-working environments. Altitude enables you to personalise your desk space to suit your own ergonomic requirements. It's the ideal choice for disabled or wheelchair-bound users, to whom other office ranges may not be accessible.

Away from individual workspaces. Altitude gives extra flexibility to communal office spaces: fax and printer tables can be adjusted time after time according to the needs of your workforce. And even if you do spend every day at the same desk. Altitude can be the ultimate in workspace luxury, allowing you to adjust your desk to suit your posture - not the other way around!

Sturdy and reliable, Altitude boasts a two-button system that safeguards against accidental operation. Choose between a cantilever leg-base or central column, and add any table-top from our selection for a workstation that will transform the way you work.



## centre column base



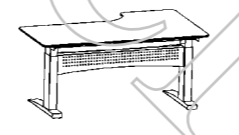
Code	Overall Size	Returns	Price
A1-001-01	1000 x 800	800 Returns	£594.00
A1-001-02	1200 x 800	800 Returns	£599.00
A1-001-03	1400 x 800	800 Returns	£604.00
A1-001-04	1000 x 600	800 Returns	£583.00
A1-002-01	1000 x 800	800 Returns	£615.00
A1-002-02	1200 x 800	800 Returns	£620.00
A1-002-03	1400 x 800	800 Returns	£625.00
A1-002-04	1000 x 600	600 Returns	£604.00
A1-004-01	1000 x 1000	800 & 1000 Returns	£615.00
A1-004-02	1200 x 1000	800 & 1000 Returns	£620.00
A1-004-03	1400 x 1000	800 & 1000 Returns	£625.00
A1-004-04	1000 x 800	600 & 800 Returns	£604.00
A1-008-01	1732 x 1020	600 Returns	£636.00
A1-009-01	1385 x 920	600 Returns	£625.00

Code	Overall Size	Returns	Price
A1-010-01	1485 x 1166	600 & 1050 Returns	£625.00
A1-011-01	1200 x 900	AS SHOWN	£625.00
A1-012-01	1600 x 850	600 Returns	£636.00
A1-013-01	1245 x 790	AS SHOWN	£636.00
A1-014-01	1000 x 600	AS SHOWN	£615.00
A1-015-01	1000 x 785	AS SHOWN	£615.00

**Electric Height Adjustable Desking**  
**Technical Information**  
 Frame: Steel - Silver  
 Height Range: 680 - 1200mm  
 Lift Capacity: 70kg  
 Speed: 30mm/second  
 Consumption: 60W, Standby 0W  
 Guarantee: 2 Years for Electric Parts  
 Guarantee: 5 Years for Metal Parts



## cantilever base



Code	Overall Size	Returns	Price
A2-001-01	1200 x 800	800 Returns	£956.00
A2-001-02	1400 x 800	800 Returns	£977.00
A2-001-03	1600 x 800	800 Returns	£987.00
A2-001-04	1800 x 800	800 Returns	£1008.00
A2-002-01	1200 x 800	800 Returns	£977.00
A2-002-02	1400 x 800	800 Returns	£998.00
A2-002-03	1600 x 800	800 Returns	£1019.00
A2-002-04	1800 x 800	800 Returns	£1040.00
A2-003-01	1200 x 950	800 Returns	£987.00
A2-003-02	1400 x 950	800 Returns	£998.00
A2-003-03	1600 x 950	800 Returns	£1008.00
A2-003-04	1800 x 950	800 Returns	£1019.00
A2-004-01	1200 x 1000	800 & 1000 Returns	£977.00
A2-004-02	1400 x 1000	800 & 1000 Returns	£998.00
A2-004-03	1600 x 1000	800 & 1000 Returns	£1019.00
A2-004-04	1800 x 1000	800 & 1000 Returns	£1040.00

Code	Overall Size	Returns	Price
A2-005-01	1200 x 1000	800 Returns	£987.00
A2-005-02	1400 x 1000	800 Returns	£1008.00
A2-005-03	1600 x 1000	800 Returns	£1029.00
A2-005-04	1800 x 1000	800 Returns	£1050.00
A2-006-03	1600 X 1200	600 & 800 Returns	£1035.00
A2-006-04	1800 X 1200	600 & 800 Returns	£1056.00
A2-007-03	1600 X 1200	600 & 800 Returns	£1045.00
A2-007-04	1800 X 1200	600 & 800 Returns	£1066.00
A2-008-01	2078 x 1295	1200 with 800 Returns	£1066.00

**Electric Height Adjustable Desking**  
**Technical Information**  
 Frame: Steel - Silver  
 Height Range: 650 - 1210mm  
 Lift Capacity: 150kg  
 Speed: 28mm/second  
 Consumption: 100W, Standby 0W  
 Guarantee: 2 Years for Electric Parts  
 Guarantee: 5 Years for Metal Parts

