

7 Castle Road,  
Chelston Business Park,  
Wellington,  
Somerset.  
TA21 9JQ.  
Tel: 01823 668428  
Fax: 01823 668420  
Email: [info@somercourt.co.uk](mailto:info@somercourt.co.uk)

# Training Furniture

Harley Axis	265-270
Harley Standard	271-277
S21: Flight	279-281

## Harley Axis

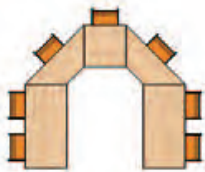
The Axis table system has a unique patented hinge design which allows the table frame to fold within its own length for ease of reconfiguration, storage and transportation. The top is easily attached to the underframe by moulded plastic locating lugs. No tools are required to assemble or disassemble the Axis system.



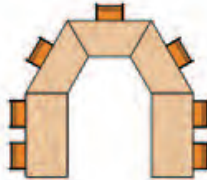
### A selection of Harley Axis layouts




Overall dimensions:  
1500w x 3000d



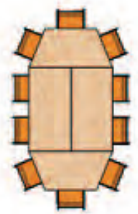
Overall dimensions:  
2871w x 2561d



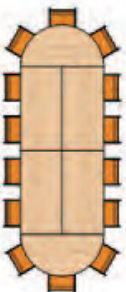
Overall dimensions:  
3000w x 2799d



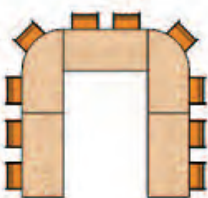
Overall dimensions:  
3920w x 3460d



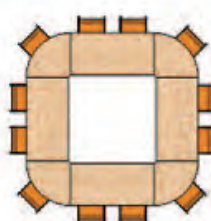
Overall dimensions:  
1500w x 2886d



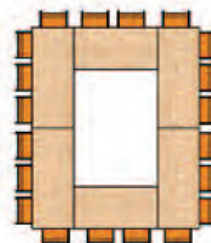
Overall dimensions:  
1500w x 4500d



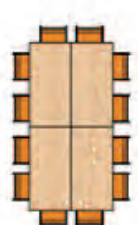
Overall dimensions:  
3000w x 3000d



Overall dimensions:  
3085w x 3085d



Overall dimensions:  
3000w x 3600d



Overall dimensions:  
1500w x 3000d

The Harley Axis design includes all the classic table top shapes giving an almost endless choice of room layouts from boardroom to the extensively used horseshoe layout.

# Harley Axis

## Folding tables

### SQUARE

750w 750d 730h



LEG FINISH	CODE	A	B	C	D	E
Black EPC	<b>HAX7SQ</b>	294	392	499	428	534
Chrome/Silver		325	423	530	459	565

### RECTANGULAR

1500w 750d 730h



CODE	A	B	C	D	E
<b>HAX7RC</b>	344	512	641	569	696
	375	543	672	600	727

1800w 750d 730h

CODE	A	B	C	D	E
<b>HAX7/18RC</b>	412	613	767	682	834
	443	644	798	713	865

Black EPC  
Chrome/Silver

### EXTENDED CURVE

1500w 750d 730h



CODE	A	B	C	D	E
<b>HAX7CV</b>	372	528	682	583	738
	403	559	713	614	769

Specify LEFT (-L) or RIGHT (-R) hand version

#### HARLEY AXIS FINISHES AVAILABLE:

##### PRICE BAND A 25mm MFC

**EO** English Oak  
**HD** Highland Oak  
**BH** Beech  
**LG** Light Grey  
**MP** Maple  
**WH** White

##### PRICE BAND B 25mm REFORMED VENEER

**RO** Light Oak  
**RN** Natural Cherry  
**RP** Maple  
**RB** Beech  
**RW** Walnut

##### PRICE BAND C 25mm REFORMED VENEER

**R25I** Light Oak with inlaid & banded detail  
**M25I** Maple with inlaid & banded detail

##### PRICE BAND D 38mm REFORMED VENEER

**RO38** Light Oak  
**RN38** Natural Cherry  
**RP38** Maple  
**RB38** Beech  
**RW38** Walnut

##### PRICE BAND E 38mm REFORMED VENEER

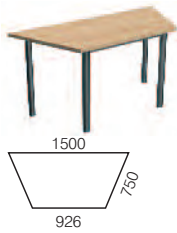
**R38I** Light Oak with inlaid & banded detail  
**M38I** Maple with inlaid & banded detail

# Harley Axis

## Folding tables


### 22.5° TRAPEZOIDAL

1500/926w 750d 730h



### 30° TRAPEZOIDAL

1500/750w 750d 730h



### 45° TRAPEZOIDAL

1500/439w 750d 730h



FRAME  
FINISH

Black EPC

Chrome/Silver

CODE	A	B	C	D	E
<b>HAX7T2</b>	372	528	682	583	738
	403	559	713	614	769

CODE	A	B	C	D	E
<b>HAX7T3</b>	372	528	682	583	738
	403	559	713	614	769

CODE	A	B	C	D	E
<b>HAX7T4</b>	372	528	682	583	738
	403	559	713	614	769

8 tables form a closed octagon

6 tables form a closed octagon

4 tables form a closed square

#### HARLEY AXIS FINISHES AVAILABLE:

##### PRICE BAND A 25mm MFC

EO English Oak  
HD Highland Oak  
BH Beech  
LG Light Grey  
MP Maple  
WH White

##### PRICE BAND B 25mm REFORMED VENEER

RO Light Oak  
RN Natural Cherry  
RP Maple  
RB Beech  
RW Walnut

##### PRICE BAND C 25mm REFORMED VENEER

R25I Light Oak with inlaid  
& banded detail  
M25I Maple with inlaid  
& banded detail

##### PRICE BAND D 38mm REFORMED VENEER

RO38 Light Oak  
RN38 Natural Cherry  
RP38 Maple  
RB38 Beech  
RW38 Walnut

##### PRICE BAND E 38mm REFORMED VENEER

R38I Light Oak with inlaid  
& banded detail  
M38I Maple with inlaid  
& banded detail

# Harley Axis

## Folding tables

### SEMI CIRCULAR

1500w 750rad. 730h



FRAME  
FINISH

Black EPC

Chrome/Silver

CODE	A	B	C	D	E
<b>HAX7SC</b>	407	633	851	767	984
	438	664	882	798	1015

Black EPC

Chrome/Silver

### CIRCULAR

900dia. 730h



CODE	A	B	C	D	E
<b>HAX9R</b>	323	483	723	629	822
	354	514	754	660	853

1200dia. 730h

<b>HAX12R</b>	344	682	880	822	1018
	375	713	911	853	1049

### 90° QUADRANT LINK

750w 750d



CODE	A	B	C	D	E
<b>HAX7QD</b>	230	314	387	378	450
	-	-	-	-	-

Includes link frame

#### HARLEY AXIS FINISHES AVAILABLE:

##### PRICE BAND A 25mm MFC

**EO** English Oak  
**HD** Highland Oak  
**BH** Beech  
**LG** Light Grey  
**MP** Maple  
**WH** White

##### PRICE BAND B 25mm REFORMED VENEER

**RO** Light Oak  
**RN** Natural Cherry  
**RP** Maple  
**RB** Beech  
**RW** Walnut

##### PRICE BAND C 25mm REFORMED VENEER

**R25I** Light Oak with inlaid  
& banded detail  
**M25I** Maple with inlaid  
& banded detail

##### PRICE BAND D 38mm REFORMED VENEER

**RO38** Light Oak  
**RN38** Natural Cherry  
**RP38** Maple  
**RB38** Beech  
**RW38** Walnut

##### PRICE BAND E 38mm REFORMED VENEER

**R38I** Light Oak with inlaid  
& banded detail  
**M38I** Maple with inlaid  
& banded detail

# Harley Axis

## Folding tables

### TWIN RECTANGULAR TOP



FRAME FINISH	CODE	A	B	C	D	E
	1500w 750d 730h					
Black EPC	<b>HAX7TW15</b>	363	539	672	598	731
Chrome/Silver		394	570	703	629	762
	1800w 750d 730h					
Black EPC	<b>HAX7TW18</b>	431	644	805	729	876
Chrome/Silver		462	675	836	760	907
Black EPC						
Chrome/Silver						

### EXAMINATION TABLE



CODE	A	B	C	D	E
750w 600d 730h					
<b>HAX6/7RC</b>	281	374	474	408	508
	312	405	505	439	539
1500w 600d 730h					
<b>HAX6/15RC</b>	326	490	608	541	662
	357	521	639	572	693
1800w 600d 730h					
<b>HAX6/18RC</b>	392	582	729	648	793
	423	613	760	679	824

No trapezoidals or semi circular tables to match these rectangles

### LINKING TOPS



CODE	A	B	C	D	E
750w 750d 730h					
<b>HAX7LK7</b>	177	280	385	312	419
	-	-	-	-	-
1500w 750d 730h					
<b>HAX7LK15</b>	226	397	524	454	581
	-	-	-	-	-
1800w 750d 730h					
<b>HAX7LK18</b>	297	510	651	567	719
	-	-	-	-	-

Can only link rectangles and/or semi-circles

#### HARLEY AXIS FINISHES AVAILABLE:

##### PRICE BAND A 25mm MFC

- EO English Oak
- HD Highland Oak
- BH Beech
- LG Light Grey
- MP Maple
- WH White

##### PRICE BAND B 25mm REFORMED VENEER

- RO Light Oak
- RN Natural Cherry
- RP Maple
- RB Beech
- RW Walnut

##### PRICE BAND C 25mm REFORMED VENEER

- R25I Light Oak with inlaid & banded detail
- M25I Maple with inlaid & banded detail

##### PRICE BAND D 38mm REFORMED VENEER

- RO38 Light Oak
- RN38 Natural Cherry
- RP38 Maple
- RB38 Beech
- RW38 Walnut

##### PRICE BAND E 38mm REFORMED VENEER

- R38I Light Oak with inlaid & banded detail
- M38I Maple with inlaid & banded detail

# Harley Axis

## Modesty panels

### METAL MODESTY PANEL

300h



### WOOD MODESTY PANEL

300h



### TABLE TROLLEY

770w 1600d 1340h - HAXTLY

770w 1800d 1340h - HAXTLY/18

AVAILABLE  
WIDTHS

	CODE	FINISH	COST
598	<b>HMMSQ</b>	Black	<b>84</b>
1648	<b>HMMRC/18</b>	Black	<b>131</b>
1384	<b>HMMRC</b>	Black	<b>114</b>
790	<b>HMMT2</b>	Black	<b>91</b>
548	<b>HMMT3</b>	Black	<b>87</b>
338	<b>HMMT4</b>	Black	<b>65</b>

Perforated metal modesty panel  
HMMSQ also fits HAX7CV

	CODE	MFC	VENEER
	<b>HMWSQ</b>	<b>38</b>	<b>51</b>
	<b>HMWRC/18</b>	<b>49</b>	<b>89</b>
	<b>HMWRC</b>	<b>47</b>	<b>80</b>
	<b>HMWT2</b>	<b>40</b>	<b>59</b>
	<b>HMWT3</b>	<b>37</b>	<b>49</b>
	<b>HMWT4</b>	<b>35</b>	<b>42</b>

Wood modesty panel

	CODE	FINISH	COST
	<b>HAXTLY</b>	Silver	<b>760</b>
	<b>HAXTLY/18</b>	Silver	<b>803</b>

Suitable for Harley Axis tables only  
Silver RAL 9006

HAXTLY Holds 6 HAX7RC tables or  
12 HAX7SQ tables

HAXTLY/18 Holds 6 HAX7/18RC tables or  
12 HAX7SQ tables

Only available with a grey MFC base

### HARLEY AXIS FINISHES AVAILABLE:

#### PRICE BAND A 25mm MFC

<b>EO</b>	English Oak
<b>HD</b>	Highland Oak
<b>BH</b>	Beech
<b>LG</b>	Light Grey
<b>MP</b>	Maple
<b>WH</b>	White

#### PRICE BAND B 25mm REFORMED VENEER

<b>RO</b>	Light Oak
<b>RN</b>	Natural Cherry
<b>RP</b>	Maple
<b>RB</b>	Beech
<b>RW</b>	Walnut

#### PRICE BAND C 25mm REFORMED VENEER

<b>R25I</b>	Light Oak with inlaid & banded detail
<b>M25I</b>	Maple with inlaid & banded detail

#### PRICE BAND D 38mm REFORMED VENEER

<b>RO38</b>	Light Oak
<b>RN38</b>	Natural Cherry
<b>RP38</b>	Maple
<b>RB38</b>	Beech
<b>RW38</b>	Walnut

#### PRICE BAND E 38mm REFORMED VENEER

<b>R38I</b>	Light Oak with inlaid & banded detail
<b>M38I</b>	Maple with inlaid & banded detail

## Harley Standard

The Harley Standard collection comprises a series of three distinctive modular table ranges. Each range is designed to meet a multiplicity of requirements from impromptu meetings to the prestigious conference facility. The collection can be quickly assembled, rearranged stacked and stored, saving space and time.



### FOLDAWAY TABLES

Harley Foldaway tables are designed to fold and stack flat for convenient storage. Plastic buffer/spacers set beneath the top prevent any wood to wood contact when stacked. The steel tubular frames can be powder coated or chrome plated and they are fitted with adjustable feet to compensate for uneven floors.



### FLIPTOP TABLES

Harley Fliptop tables are designed to pivot through 90° for easy storage or movement during relocation e.g. room to room. The steel tubular frames can be powder coated or chrome plated and are fitted with twin wheel castors.




### MODULAR TABLES


Harley 4 leg modular tables are flat packed 'Knocked Down' for convenient storage and assembly. 60mm diameter legs can be either matching wood, powder coated or chrome plated.

They offer a more traditional aesthetic and are more suited to a conference or boardroom arrangement.

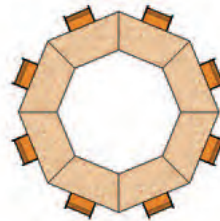
## A selection of Harley Standard layouts



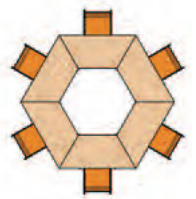
Overall dimensions:  
3920w x 3460d



Overall dimensions:  
3000w x 2799d



Overall dimensions:  
3920w x 3920d



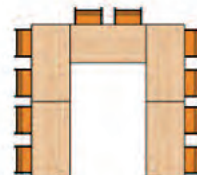
Overall dimensions:  
3000w x 2598d



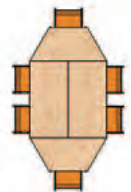
Overall dimensions:  
1500w x 3000d



Overall dimensions:  
1500w x 3000d



Overall dimensions:  
3000w x 3000d



Overall dimensions:  
1500w x 2886d

The Harley Standard designs include all the classic table top shapes giving an almost endless choice of room layouts from boardroom to the extensively used horseshoe layout.

# Harley Standard

Straight leg foldaway tables

## SQUARE

675w 675d 730h



FRAME FINISH	CODE	A	B
Black EPC	<b>HFS6SQ</b>	181	259
Chrome/Silver		208	298


750w 750d 730h

Black EPC	<b>HFS7SQ</b>	189	287
Chrome/Silver		216	314

\*Tables have leg frames which both fold in the same direction, making the table 'longer' when in packed position.

## RECTANGULAR

1350w 675d 730h



CODE	A	B
<b>HFS6RC</b>	237	346
	264	373

1500w 750d 730h

<b>HFS7RC</b>	255	378
	282	405

## SEMI-CIRCULAR

1350w 675rad. 730h



CODE	A	B
<b>HFS6SC</b>	265	385
	292	412

1500w 750rad. 730h

<b>HFS7SC</b>	280	408
	307	435

HFS6SC tables have leg frames which both fold in the same direction, making the table 'longer' when in packed position.

### HARLEY STANDARD FINISHES AVAILABLE:

#### PRICE BAND A 25mm MFC

EO English Oak  
HD Highland Oak  
BH Beech  
LG Light Grey  
MP Maple  
WH White

#### PRICE BAND B 25mm REFORMED VENEER

RO Light Oak  
RN Natural Cherry  
RP Maple  
RB Beech  
RW Walnut

# Harley Standard

Straight leg foldaway tables

## 22.5° TRAPEZOIDAL

1350/833w 675d 730h

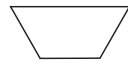


FRAME FINISH	CODE	A	B
Black EPC	<b>HFS6T2</b>	250	355
Chrome/Silver		277	382
	1500/926w 750d 730h		
Black EPC	<b>HFS7T2</b>	265	390
Chrome/Silver		292	417

8 tables form a closed octagon  
Tables have leg frames which both fold in the same direction, making the table 'longer' when in packed position.

## 30° TRAPEZOIDAL

1350/675w 675d 730h



CODE	A	B
<b>HFS6T3</b>	250	355
	277	382
	1500/750w 750d 730h	
<b>HFS7T3</b>	265	390
	292	417

6 tables form a closed octagon  
Tables have leg frames which both fold in the same direction, making the table 'longer' when in packed position.

## CIRCULAR

900dia. 730h



CODE	A	B
<b>HFS9R</b>	220	385
	247	412
	1200dia. 730h	
<b>HFS12R</b>	255	425
	282	452

Tables have leg frames which both fold in the same direction, making the table 'longer' when in packed position.

### HARLEY STANDARD FINISHES AVAILABLE:

#### PRICE BAND A 25mm MFC

- EO English Oak
- HD Highland Oak
- BH Beech
- LG Light Grey
- MP Maple
- WH White

#### PRICE BAND B 25mm REFORMED VENEER

- RO Light Oak
- RN Natural Cherry
- RP Maple
- RB Beech
- RW Walnut



#### FOLDAWAY TABLE TROLLEY

700w 1600d

For ease of transportation the **HFTLY** trolley holds 6 tables at a cost of **£429**.

This item is only available with a grey MFC base.

# Harley Standard

## Fliptop tables

### SQUARE

675w 675d 730h




FRAME FINISH	CODE	A	B	-	-	E
Black EPC	<b>HFT6SQ</b>	241	302	-	-	433
Chrome/Silver		290	351	-	-	482
		750w	750d			730h
Black EPC	<b>HFT7SQ</b>	247	331	-	-	466
Chrome/Silver		296	380	-	-	515

Tables have 50mm wheel castors

### RECTANGULAR

1350w 675d 730h



CODE	A	B	-	-	E
<b>HFT6RC</b>	331	428	-	-	603
	380	477	-	-	652
	1500w	750d			730h
<b>HFT7RC</b>	338	470	-	-	645
	387	519	-	-	694

Tables have 50mm wheel castors

### SEMI-CIRCULAR

1350w 675rad. 730h



CODE	A	B	-	-	E
<b>HFT6SC</b>	338	470	-	-	669
	387	519	-	-	718
	750w	750rad.			730h
<b>HFT7SC</b>	344	510	-	-	710
	393	559	-	-	759

Tables have 50mm wheel castors

#### HARLEY STANDARD FINISHES AVAILABLE:

##### PRICE BAND A 25mm MFC

**EO** English Oak  
**HD** Highland Oak  
**BH** Beech  
**LG** Light Grey  
**MP** Maple  
**WH** White

##### PRICE BAND B 25mm REFORMED VENEER

**RO** Light Oak  
**RN** Natural Cherry  
**RP** Maple  
**RB** Beech  
**RW** Walnut

##### PRICE BAND E 38mm REFORMED VENEER

**R38I** Light Oak with inlaid & banded detail  
**M38I** Maple with inlaid & banded detail

# Harley Standard

## Fliptop tables

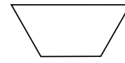
### 22.5° TRAPEZOIDAL 1350/833w 675d 730h



FRAME FINISH	CODE	A	B	-	-	E
Black EPC	<b>HFT6T2</b>	338	470	-	-	669
Chrome/Silver		387	519	-	-	718
	1500/926w 750d 730h					
Black EPC	<b>HFT7T2</b>	344	510	-	-	710
Chrome/Silver		393	559	-	-	759

Tables have 50mm wheel castors  
8 tables form a closed octagon

### 30° TRAPEZOIDAL 1350/675w 675d 730h



FRAME FINISH	CODE	A	B	-	-	E
Black EPC	<b>HFT6T3</b>	338	470	-	-	669
Chrome/Silver		387	519	-	-	718
	1500/750w 750d 730h					
Black EPC	<b>HFT7T3</b>	344	510	-	-	710
Chrome/Silver		393	559	-	-	759

Tables have 50mm wheel castors  
6 tables form a closed octagon

#### HARLEY STANDARD FINISHES AVAILABLE:

##### PRICE BAND A 25mm MFC

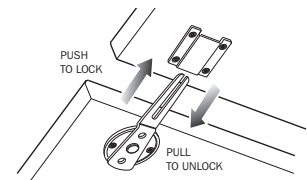
- EO English Oak
- HD Highland Oak
- BH Beech
- LG Light Grey
- MP Maple
- WH White

##### PRICE BAND B 25mm REFORMED VENEER

- RO Light Oak
- RN Natural Cherry
- RP Maple
- RB Beech
- RW Walnut

##### PRICE BAND E 38mm REFORMED VENEER

- R38I Light Oak with inlaid & banded detail
- M38I Maple with inlaid & banded detail



#### LINKING ELEMENT


The **HLKBKT** joins 2 Harley Standard tables (Foldaway, Fliptop or Modular) either end-on or side-on. It has been designed as a simple push-fit system which, once fitted does not require any tools. If linking elements are ordered together with the tables they will be factory fitted in the positions requested. Add **£18** per element.

# Harley Standard

## Modular 4 leg tables

### RECTANGULAR

1500w 750d 730h



FRAME FINISH	CODE	A	B	C	D	E
Black EPC	<b>HRD7RC</b>	256	355	519	405	567
Chrome/Silver		283	382	546	432	594
Wood		305	404	568	459	616

### SQUARE

750w 750d 730h



FRAME FINISH	CODE	A	B	C	D	E
Black EPC	<b>HRD7SQ</b>	178	260	386	308	433
Chrome/Silver		205	287	413	335	460
Wood		227	309	435	357	482

Wooden legs are to match Light Oak, Beech or Cherry. Light Grey and Maple MFC do not have matching legs.

### SEMI-CIRCULAR

1500w 750rad. 730h



FRAME FINISH	CODE	A	B	C	D	E
Black EPC	<b>HRD7SC</b>	266	369	535	417	583
Chrome/Silver		293	396	562	444	562
Wood		315	418	584	466	632

Wooden legs are to match Light Oak, Beech or Cherry. Light Grey and Maple MFC do not have matching legs.

### CIRCULAR

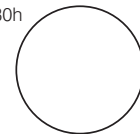
900dia. 730h



FRAME FINISH	CODE	A	B	C	D	E
Black EPC	<b>HRD9R</b>	228	394	560	474	647
Chrome/Silver		255	421	587	501	674
Wood		277	443	609	523	696

### CIRCULAR

1200dia. 730h



FRAME FINISH	CODE	A	B	C	D	E
Black EPC	<b>HRD12R</b>	263	426	670	478	720
Chrome/Silver		290	453	697	505	747
Wood		312	475	719	527	769

Wooden legs are to match Light Oak, Beech or Cherry. Light Grey and Maple MFC do not have matching legs.

### HARLEY STANDARD FINISHES AVAILABLE:

#### PRICE BAND A 25mm MFC

EO	English Oak
HD	Highland Oak
BH	Beech
LG	Light Grey
MP	Maple
WH	White

#### PRICE BAND B 25mm REFORMED VENEER

RO	Light Oak
RN	Natural Cherry
RP	Maple
RB	Beech
RW	Walnut

#### PRICE BAND C 25mm REFORMED VENEER

R25I	Light Oak with inlaid & banded detail
M25I	Maple with inlaid & banded detail

#### PRICE BAND D 38mm REFORMED VENEER

RO38	Light Oak
RN38	Natural Cherry
RP38	Maple
RB38	Beech
RW38	Walnut

#### PRICE BAND E 38mm REFORMED VENEER


R38I	Light Oak with inlaid & banded detail
M38I	Maple with inlaid & banded detail

# Harley Standard

Modular 4 leg tables

## 22.5° TRAPEZOIDAL

1500/926w 750d 730h

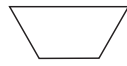


FRAME FINISH	CODE	A	B	C	D	E
Black EPC	<b>HRD7T2</b>	266	369	535	414	582
Chrome/Silver		293	396	562	441	609
Wood		315	418	584	463	631

8 tables form a closed octagon  
 Wooden legs are to match Light Oak, Beech or Cherry. Light Grey and Maple MFC do not have matching legs.

## 30° TRAPEZOIDAL

1500/750w 750d 730h

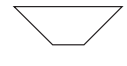


FRAME FINISH	CODE	A	B	C	D	E
Black EPC	<b>HRD7T3</b>	266	369	535	414	582
Chrome/Silver		293	396	562	441	609
Wood		315	418	584	463	631

6 tables form a closed octagon  
 Wooden legs are to match Light Oak, Beech or Cherry. Light Grey and Maple MFC do not have matching legs.

## 45° TRAPEZOIDAL

1500/439w 750d 730h



FRAME FINISH	CODE	A	B	C	D	E
Black EPC	<b>HRD7T4</b>	266	369	535	414	582
Chrome/Silver		293	396	562	441	609
Wood		315	418	584	463	631

4 tables form a closed square  
 Wooden legs are to match Light Oak, Beech or Cherry. Light Grey and Maple MFC do not have matching legs.

### HARLEY STANDARD FINISHES AVAILABLE:

#### PRICE BAND A 25mm MFC

- EO English Oak
- HD Highland Oak
- BH Beech
- LG Light Grey
- MP Maple
- WH White

#### PRICE BAND B 25mm REFORMED VENEER

- RO Light Oak
- RN Natural Cherry
- RP Maple
- RB Beech
- RW Walnut

#### PRICE BAND C 25mm REFORMED VENEER

- R25I Light Oak with inlaid & banded detail
- M25I Maple with inlaid & banded detail

#### PRICE BAND D 38mm REFORMED VENEER

- RO38 Light Oak
- RN38 Natural Cherry
- RP38 Maple
- RB38 Beech
- RW38 Walnut

#### PRICE BAND E 38mm REFORMED VENEER

- R38I Light Oak with inlaid & banded detail
- M38I Maple with inlaid & banded detail



**FOLDAWAY TABLE TROLLEY**  
 700w 1600d  
 For ease of transportation the HFTLY trolley holds 6 tables at a cost of £451.  
 This item is only available with a grey MFC base.