

# Product Guide 2011





# GSH 2000 BENCH HEIGHT ADJUSTABLE

- Complementary range to Bench<sup>2</sup> Desking.
- Clean-Line, Uncluttered Aesthetics.
- Options to suit open plan office and individual configurations.



## Designed and manufactured to conform to:

### BS EN 527-1:2000

Office furniture, work tables and desk dimensions.

### BS EN 527-2:2002

Test methods for the determination of stability.

### BS EN 527-3:2003

Test methods for the determination of strength.

### BS 3044:1990

Ergonomics principles in the design and selection of office furniture.

### BS EN ISO 9241

Ergonomic requirements for office work with visual display terminals.

### BS 6396:2008

Electrics through office furniture.



## Features

- Manual Operated with removable handle.
- Fits to all legs (both front & rear).
- Adjustment between 727-927mm.
- Units can accept all standard Bench<sup>2</sup> accessories.
- Cable spines are recommended for vertical cable management to accommodate rise & fall.



## Bench 2000 Range

A four legged frame construction that features fully welded end frames and structural modesty panel. The desks and workstations are individual for ease of reconfiguration. Visible metalwork can be specified in:

**Black - RAL 9005, Grey - RAL 7024, Silver - RAL 9006 or White - RAL 9016**

All Bench furniture has 25mm tops finished with 3mm high impact resistant polypropylene edging. A selection of M.F.C board finishes are available.

## HEIGHT ADJUSTMENT: BETWEEN 727-927mm



# BENCH HEIGHT ADJUSTABLE GSH 2000 DESKING

DESIGNED & MANUFACTURED IN THE UK  
**10**  
YEAR  
GUARANTEE

## Information

Grain Direction - Top Panel  $\longleftrightarrow$

Group 1 - Royal Oak

Group 2 - Beech, Grey, Walnut or Dark Walnut

Group 3 - Apple, Ash, Maple, Pastels or White

For Pedestals & Storage See Page 110

### 800mm Deep Rectangular Desking

Can be used with under desk or desk high pedestals.



Code	A	B	C	All Groups
1808	1800	800		886.00
1608	1600	800		869.00
1408	1400	800		861.00
1208	1200	800		854.00
1008	1000	800		846.00

### 600mm Deep Rectangular Desking

Can be used with under desk or desk high pedestals.



1806	1800	600		849.00
1606	1600	600		842.00
1406	1400	600		835.00
1206	1200	600		826.00
1006	1000	600		819.00

### 800mm Deep Wave Desking

Can be used with under desk or desk high pedestals.



R188	1800	800	1000	896.00
R168	1600	800	1000	890.00
R148	1400	800	1000	883.00
R128	1200	800	1000	876.00



L188	1800	800	1000	896.00
L168	1600	800	1000	890.00
L148	1400	800	1000	883.00
L128	1200	800	1000	876.00

### 600mm Deep Wave Desking

Can be used with under desk or desk high pedestals.

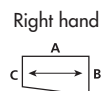


R186	1800	600	800	888.00
R166	1600	600	800	880.00
R146	1400	600	800	874.00
R126	1200	600	800	867.00

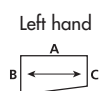


L186	1800	600	800	888.00
L166	1600	600	800	880.00
L146	1400	600	800	874.00
L126	1200	600	800	867.00

### Angular Desking

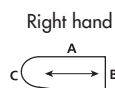


R188	1800	1000	800	896.00
R186	1800	800	600	888.00

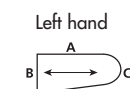


L188	1800	1000	800	896.00
L186	1800	800	600	888.00

### Angular Conference Desking



R228	2200	1000	800	944.00
------	------	------	-----	--------



L228	2200	1000	800	944.00
------	------	------	-----	--------



**HEIGHT RANGE**

1290mm

635mm

**HEIGHT ADJUSTABLE**  
GSH 3000 MOTOR DRIVEN DESKING

DESIGNED & MANUFACTURED IN THE U.K.  
**10**  
YEAR  
GUARANTEE

**Features**

- Height range 635 to 1290mm.
- Providing sit/stand capacity.
- Easily adjusted via a user friendly finger touch pad.

**Information**

**Grain Direction** - Top panel  $\longleftrightarrow$

**Group 1** - Royal Oak

**Group 2** - Beech, Grey, Walnut or Dark Walnut

**Group 3** - Apple, Ash, Maple, Pastels or White

**Metalwork available in:**

Black or Silver - please specify when ordering.

**Code      A      B      C      D      All Groups**

**635 to 1290mm Height Adjustable Rectangular Desk**



18Z	1800 x 800	860.00
16Z	1600 x 800	838.00
14Z	1400 x 800	815.00
12Z	1200 x 800	762.00
10Z	1000 x 800	739.00
08Z	1800 x 800	706.00

**635 to 1290mm Height Adjustable Wave Desk**



Right hand



Left hand

R18Z	1800 x 800 x 1000	880.00
R16Z	1600 x 800 x 1000	858.00
R14Z	1400 x 800 x 1000	834.00
L18Z	1800 x 800 x 1000	880.00
L16Z	1600 x 800 x 1000	858.00
L14Z	1400 x 800 x 1000	834.00



**Touch pad**



**Cable Spine**



Code	Colour	Description
BCRB	Black	Ø60 - 700 High
BCRS	Silver	Ø60 - 700 High

To accommodate full height adjustment it may be necessary to clip two cable spines together.

**Price 45.00 each**

**Code      A      B      C      D      All Groups**

**↕ 635 to 1290mm Height Adjustable Workstation**



Right hand



Left hand

R18Z	1800	x	800	x	600	x	1200	1315.00
R16Z	1600	x	800	x	600	x	1200	1292.00
R14Z	1400	x	800	x	600	x	1200	1269.00

L18Z	1800	x	800	x	600	x	1200	1315.00
L16Z	1600	x	800	x	600	x	1200	1292.00
L14Z	1400	x	800	x	600	x	1200	1269.00

**↕ 635 to 1290mm Height Adjustable 120° Workstation**



128Z	1200	x	800	x	800	x	1200	1301.00
126Z	1200	x	600	x	600	x	1200	1277.00
106Z	1000	x	600	x	600	x	1000	1264.00



## HEIGHT ADJUSTABLE GSH 2000 MANUAL

Widely used in I.T. Suites, Libraries, Control Centres and Drop-in areas.



### Features

- Height range 680 to 930mm.
- Welded frame construction for extra strength and rigidity.
- Easily adjusted via a retractable handle.

DESIGNED & MANUFACTURED IN THE U.K.  
**10**  
YEAR  
GUARANTEE



### Information

**Grain Direction** - Top panel

**Group 1** - Royal Oak

**Group 2** - Beech, Grey, Walnut or Dark Walnut

**Group 3** - Apple, Ash, Maple, Pastels or White

**Metalwork available in:**

Black, Grey, White or Silver - please specify when ordering.

Code

A

B

C

D

Group 1

Group 2

Group 3



### 680 to 930mm Height Adjustable Rectangular Desk

Can be used with under desk or desk high pedestals.



H18Z	1800	x	800			
H16Z	1600	x	800			
H14Z	1400	x	800			
H12Z	1200	x	800			
H10Z	1000	x	800			
H08Z	1800	x	800			

567.00	579.00	595.00
526.00	538.00	552.00
511.00	521.00	535.00
500.00	511.00	522.00
494.00	503.00	515.00
487.00	498.00	509.00



### 680 to 930mm Height Adjustable Double Wave Desk

Can be used with under desk or desk high pedestals.



D18Z	1800	x	800	x	1000			
D16Z	1600	x	800	x	1000			

606.00	622.00	639.00
565.00	579.00	594.00



#### Retractable handle



#### Cable Spine



Code	Colour	Description
BCRB	Black	Ø60 - 700 High
BCRS	Silver	Ø60 - 700 High

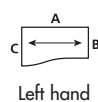
To accommodate full height adjustment it may be necessary to clip two cable spines together.

Price 45.00 each

**Code      A      B      C      D      Group 1      Group 2      Group 3**

#### 680 to 930mm Height Adjustable Wave Desk

Can be used with under desk or desk high pedestals.



R18Z	1800	x	800	x	1000	606.00	622.00	639.00
R16Z	1600	x	800	x	1000	565.00	579.00	594.00
R14Z	1400	x	800	x	1000	551.00	564.00	577.00
R12Z	1200	x	800	x	1000	539.00	552.00	567.00
L18Z	1800	x	800	x	1000	606.00	622.00	639.00
L16Z	1600	x	800	x	1000	565.00	579.00	594.00
L14Z	1400	x	800	x	1000	551.00	564.00	577.00
L12Z	1200	x	800	x	1000	539.00	552.00	567.00



**HEIGHT RANGE**

847mm

727mm

## HEIGHT ADJUSTABLE GSH 1000 DESKING

Legs should be pre-set before use.

### Features

- Height 727 to 847mm, range adjustable in 20mm increments.
- Legs are available in both static and mobile options.



### Information

**Grain Direction** - Top panel  $\longleftrightarrow$

**Group 1** - Royal Oak

**Group 2** - Beech, Grey, Walnut or Dark Walnut

**Group 3** - Apple, Ash, Maple, Pastels or White

**Metalwork available in:**

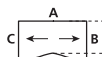
Black, Grey, Silver or White - please specify when ordering.

## 727 to 847mm Height Adjustable Rectangular Desk



Code	A	B	C	D	Group 1	Group 2	Group 3
QLA4	1800	x	800		285.00	295.00	307.00
QLA4	1600	x	800		260.00	270.00	280.00
QLA4	1400	x	800		254.00	261.00	272.00
QLA4	1200	x	800		247.00	256.00	267.00
QLA4	1000	x	800		241.00	251.00	259.00
QLA4	1800	x	800		236.00	244.00	253.00


## 727 to 847mm Height Adjustable Double Wave Desk



WQLA4	1800	x	800	x	1000	321.00	333.00	347.00
WQLA4	1600	x	800	x	1000	296.00	308.00	321.00



### Adjustable legs



### Cable Spine

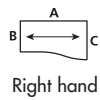


Code	Colour	Description
BCRB	Black	Ø60 - 700 High
BCRS	Silver	Ø60 - 700 High

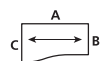
Price 45.00 each

**Code                      A                      B                      C                      D                      Group 1                      Group 2                      Group 3**

### ↕↗ 727 to 847mm Height Adjustable Wave Desk



Right hand



Left hand

WRQLA4	1800	x	800	x	1000	321.00	333.00	347.00
WRQLA4	1600	x	800	x	1000	296.00	308.00	321.00
WRQLA4	1400	x	800	x	1000	290.00	302.00	313.00
WRQLA4	1200	x	800	x	1000	282.00	294.00	306.00
WRQLA4	1000	x	800	x	1000	277.00	288.00	299.00

WLQLA4	1800	x	800	x	1000	321.00	333.00	347.00
WLQLA4	1600	x	800	x	1000	296.00	308.00	321.00
WLQLA4	1400	x	800	x	1000	290.00	302.00	313.00
WLQLA4	1200	x	800	x	1000	282.00	294.00	306.00
WLQLA4	1000	x	800	x	1000	277.00	288.00	299.00

### ↕↗ 727 to 847mm Height Adjustable Universal Workstation



Right hand



Left hand

URQLA4	1800	x	800	x	600	x	1200	346.00	358.00	374.00
URQLA4	1600	x	800	x	600	x	1200	322.00	334.00	348.00
URQLA4	1400	x	800	x	600	x	1200	311.00	323.00	337.00

ULQLA4	1800	x	800	x	600	x	1200	346.00	358.00	374.00
ULQLA4	1600	x	800	x	600	x	1200	322.00	334.00	348.00
ULQLA4	1400	x	800	x	600	x	1200	311.00	323.00	337.00



# STAND HEIGHT TABLES

DESIGNED & MANUFACTURED IN THE U.K.  
**10**  
YEAR  
GUARANTEE

## Features

- 50mm diameter circular legs.
- Continuous steel frame.
- Overall height 1100mm

## Information

Grain Direction - Top panel 






Group 1 - Royal Oak

Group 2 - Beech, Grey, Walnut or Dark Walnut

Group 3 - Apple, Ash, Maple, Pastels or White

### Metalwork available in:

Black, Grey, White or Silver - please specify when ordering.

	Code	A	B	C	D	Group 1	Group 2	Group 3	
<b>Rectangular Tables</b>									
<b>800mm Deep</b>									
	16RHZ	1600	x	800		218.00	229.00	241.00	
	14RHZ	1400	x	800		206.00	216.00	227.00	
	12RHZ	1200	x	800		197.00	207.00	217.00	
	10RHZ	1000	x	800		191.00	202.00	211.00	
<b>600mm Deep</b>									
	16RHZ	1600	x	600		199.00	209.00	220.00	
	14RHZ	1400	x	600		188.00	197.00	207.00	
	12RHZ	1200	x	600		180.00	189.00	198.00	
	10RHZ	1000	x	600		174.00	184.00	192.00	
<b>Peninsular Tables</b>									
<b>800mm Deep</b>									
	16PHZ	1600	x	800	x	Ø1000	249.00	260.00	273.00
	14PHZ	1400	x	800	x	Ø1000	236.00	247.00	259.00
	12PHZ	1200	x	800	x	Ø1000	226.00	238.00	250.00
<b>600mm Deep</b>									
	616PHZ	1600	x	600	x	Ø800	226.00	237.00	249.00
	614PHZ	1400	x	600	x	Ø800	215.00	225.00	236.00
	612PHZ	1200	x	600	x	Ø800	206.00	217.00	227.00
<b>Circular Tables</b>									
	C10HZ	Ø1000				221.00	232.00	243.00	
	C08HZ	Ø800				209.00	220.00	232.00	



Due to limitations in the printing process, when a finish is shown photographically we recommend that you send for a sample before ordering.

## WOOD GRAIN - BOARD FINISHES




Indicates Edging Detail



## PLAIN - BOARD FINISHES



Indicates Edging Detail



The mark of responsible forestry

### F.S.C. Forest Stewardship Council

Its purpose is to promote responsible management of the world's forests through developing standards, a certification system and trademark recognition. The process of tracking a product back to forest is called "Chain-of-Custody (C.O.C.) Certification."


Through the C.O.C., companies can demonstrate their commitment to the environment and responsible forest management.

FSC accredited chipboard :  
Contains a minimum of 99% certified material  
The 1% remaining material, although not FSC, is sourced from non-controversial sources.

No trees are cut down specifically to produce M.F.C.

### Edging

Superior high impact resistant edging is used on all our board finishes in preference to the less environmentally friendly Polyvinyl Chloride (PVC).



## METAL FINISHES

