



# Lifestyle Collection

---

## PRICE LIST

# Contents

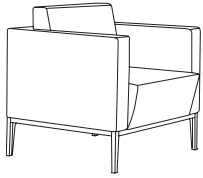
---

■ PRODUCT DETAIL	3-16
■ LIFESTYLE TABLES	17-20
■ FABRICS & FINISHES	21-27
■ SEATING DIMENSIONS	28-31



## Xilon

Brochure Page 91



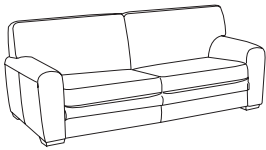
770

Code	Frame Style	Frame Finish	TA Vinyl	TA Leather	Band 1	Band 2	Band 3	Band 4
770	Chair	BL/SI/CH	1038.00	1614.00	986.00	1038.00	1078.00	1168.00
772	2 Seater	BL/SI/CH	1539.00	2293.00	1500.00	1539.00	1579.00	1680.00
773	3 Seater	BL/SI/CH	1926.00	2841.00	1853.00	1926.00	1990.00	2091.00

PLEASE NOTE: THIS PRODUCT IS NOT AVAILABLE IN BAND 1 SEATING VINYLs.

## Richmond

Brochure Page 92



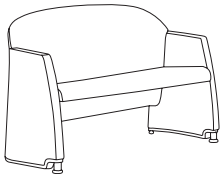
RIC2

Code	Frame Style	Foot Finish	Band 1	Band 2	Band 3	Band 4	Band 5
RIC1	Chair	Oak	905.00	932.00	1021.00	1133.00	1272.00
RIC2	2 Seater	Oak	1330.00	1387.00	1475.00	1619.00	1848.00
RIC3	3 Seater	Oak	1529.00	1605.00	1719.00	1908.00	2182.00

Please see page 23-25 for fabric swatches (Bands1-5).

## Axi

Brochure Page 93



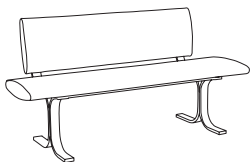
682

Code	Frame Style	TA Vinyl	TA Leather	Band 1	Band 2	Band 3	Band 4
680	Chair	663.00	898.00	663.00	720.00	760.00	860.00
682	2 Seater	1054.00	1354.00	1054.00	1124.00	1180.00	1278.00
685	Folding Chair	673.00	908.00	673.00	730.00	770.00	870.00

PLEASE NOTE: THIS PRODUCT IS NOT AVAILABLE IN BAND 1 SEATING VINYLs.

## Vona

Brochure Page 94-95



VO1



VO2

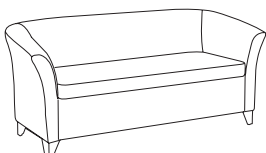


VO3

Code	Frame Style	Frame Finish	SJ Vinyl Cream, Black, White
VO1	Bench with backrest	CH	898.00
VO2	Bench	CH	619.00
VO3	Cantilever	CH	316.00

## Oxygen

Brochure Page 96



OXY3

Code	Frame Style	Foot Finish	Band 1	Band 2	Band 3	Band 4	Band 5
OXY1	Chair	CH	467.00	477.00	483.00	526.00	800.00
OXY2	2 Seater	CH	658.00	752.00	812.00	887.00	1289.00
OXY3	3 Seater	CH	835.00	876.00	938.00	1021.00	1585.00

Please see page 23-25 for fabric swatches (Bands1-5).

DUE TO MANUFACTURING PROCESSES FRAME FINISH MAY VARY IN SHADE FROM RANGE TO RANGE.

WOOD IS A NATURAL MATERIAL AND SHADE FINISHES COULD VARY FROM CHAIR TO CHAIR.

CHAIR FRAME FINISH KEY


BL = BLACK

SI = SILVER

CH = CHROME

## Chat

Brochure Page 97




CH2M

Code	Frame Style	Foot Finish	Band 1	Band 2	Band 3	Band 4	Band 5
CH1W	Chair	BE	373.00	390.00	431.00	487.00	677.00
CH2W	2 Seater	BE	629.00	674.00	757.00	860.00	1183.00
CH3W	3 Seater	BE	802.00	871.00	996.00	1145.00	1505.00
CH1M	Chair	CH	462.00	479.00	520.00	576.00	766.00
CH2M	2 Seater	CH	718.00	763.00	846.00	949.00	1272.00
CH3M	3 Seater	CH	891.00	960.00	1085.00	1234.00	1594.00

Please see page 23-25 for fabric swatches (Bands1-5).

## Axiom

Brochure Page 98



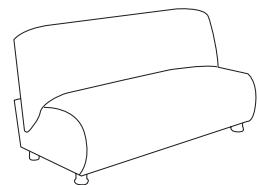
AS06LB

Code	Frame Style	Frame Finish	Band 1	Band 2	Band 3	Band 4	Band 5
AS06	Bench	BL/GR/SI	535.00	545.00	579.00	629.00	POA
AS06LB	Bench Left Back	BL/GR/SI	818.00	852.00	918.00	1007.00	POA
AS06RB	Bench Right Back	BL/GR/SI	818.00	852.00	918.00	1007.00	POA
AS06FB	Bench Full Back	BL/GR/SI	958.00	996.00	1052.00	1136.00	POA

Please see page 23-25 for fabric swatches (Bands1-5).

## Solent

Brochure Page 99



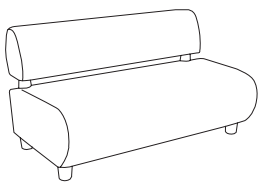
SOL2M

Code	Frame Style	Foot Finish	Band 1	Band 2	Band 3	Band 4	Band 5
SOL1W	Chair	BE	401.00	427.00	475.00	539.00	1044.00
SOL2W	2 Seater	BE	686.00	730.00	819.00	887.00	1631.00
SOL3W	3 Seater	BE	862.00	928.00	1053.00	1231.00	1988.00
SOL1M	Chair	CH	490.00	516.00	564.00	628.00	1133.00
SOL2M	2 Seater	CH	775.00	819.00	907.00	976.00	1720.00
SOL3M	3 Seater	CH	951.00	1016.00	1142.00	1320.00	2077.00

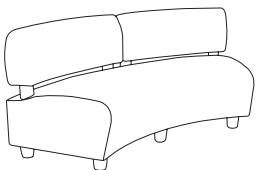
Please see page 23-25 for fabric swatches (Bands1-5).

## Stratton

Brochure Page 100-101



STR2W



CURW

Code	Frame Style	Foot Finish	Band 1	Band 2	Band 3	Band 4	Band 5
STR1W	Chair	BE	493.00	518.00	568.00	630.00	1006.00
STR2W	2 Seater	BE	779.00	822.00	910.00	979.00	1631.00
STR3W	3 Seater	BE	954.00	1019.00	1145.00	1322.00	1828.00
STR1M	Chair	CH	653.00	679.00	728.00	791.00	1166.00
STR2M	2 Seater	CH	939.00	982.00	1071.00	1140.00	1791.00
STR3M	3 Seater	CH	1116.00	1180.00	1305.00	1483.00	1988.00
CURW	Seater Curved	BE	1216.00	1267.00	1365.00	1428.00	2437.00
CURM	Seater Curved	CH	1378.00	1429.00	1527.00	1590.00	2599.00


Please see page 23-25 for fabric swatches (Bands1-5).

DUE TO MANUFACTURING PROCESSES FRAME FINISH MAY VARY IN SHADE FROM RANGE TO RANGE.

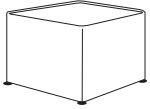
WOOD IS A NATURAL MATERIAL AND SHADE FINISHES COULD VARY FROM CHAIR TO CHAIR.

## Outwood

Brochure Page 102-103



ORL



ORGT

Code	Frame Style	Band 1	Band 2	Band 3	Band 4
OR1	Chair	217.00	231.00	249.00	276.00
ORA	Arm Chair	404.00	436.00	476.00	537.00
ORR	Chair Right Arm	310.00	333.00	362.00	405.00
ORL	Chair Left Arm	310.00	333.00	362.00	405.00
ORMTR	Wood Top Unit	183.00	192.00	206.00	229.00
ORGT	Glass Top Corner Unit	183.00	192.00	206.00	229.00


Please see page 23-25 for fabric swatches (Bands1-4).

## Atrium Wood

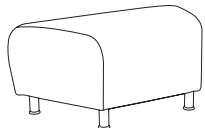
Brochure Page 104-105



Beech (BE)



ATW3



ATEL


Code	Frame Style	Foot Finish	Back Shell	Band 1	Band 2	Band 3	Band 4
*ATW3	Chair	CH	BE	440.00	480.00	523.00	575.00
*ATW4	2 Seater	CH	BE	763.00	831.00	906.00	997.00
ATEL	Ext Large Unit	CH	■	419.00	452.00	493.00	541.00
ATES	Ext Small Unit	CH	■	328.00	357.00	390.00	429.00
ATIL	Large Int Unit	CH	■	419.00	452.00	493.00	541.00
ATIS	Small Int Unit	CH	■	328.00	357.00	390.00	429.00

\*Beech veneered back.

Please see page 23-25 for fabric swatches (Bands1-4).

## Atrium

Brochure Page 106



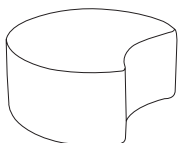
ATF1

Code	Frame Style	Foot Finish	Band 1	Band 2	Band 3	Band 4
ATF1M	Chair	CH	295.00	313.00	353.00	403.00
ATF2M	2 Seater	CH	590.00	616.00	706.00	806.00
ATF1W	Chair	BE	295.00	313.00	353.00	403.00
ATF2W	2 Seater	BE	590.00	616.00	706.00	806.00

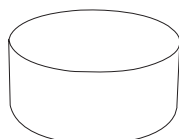
Please see page 23-25 for fabric swatches (Bands1-4).

## Cubes & Rounds

Brochure Page 107



M1000



R1000

Code	Frame Style	Band 1	Band 2	Band 3	Band 4
R1000	Large Round	450.00	468.00	535.00	609.00
M1000	Large Moon	479.00	498.00	568.00	647.00
R500	Small Round	245.00	255.00	291.00	332.00
M500	Small Moon	380.00	392.00	447.00	510.00

Please see page 23-25 for fabric swatches (Bands1-4).

DUE TO MANUFACTURING PROCESSES FRAME FINISH MAY VARY IN SHADE FROM RANGE TO RANGE.

WOOD IS A NATURAL MATERIAL AND SHADE FINISHES COULD VARY FROM CHAIR TO CHAIR.

CHAIR FRAME FINISH KEY

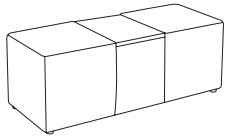
BL = BLACK

SI = SILVER

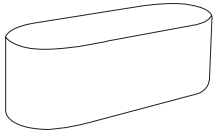
CH = CHROME

## Cubes & Rounds

Brochure Page 108-109



ES02TZ



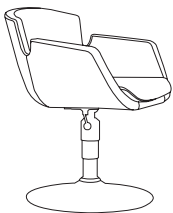
ER2

Code	Frame Style	Band 1	Band 2	Band 3	Band 4	Band 5
ES01	Single cube	162.00	172.00	189.00	211.00	POA
ES02	2 Seater cube	306.00	328.00	362.00	395.00	POA
ES02TZ	2 Seater Cube table multi unit	488.00	510.00	544.00	577.00	POA
ER1	Single round	164.00	174.00	191.00	214.00	POA
ER2	2 Seater round	206.00	217.00	238.00	256.00	POA
ER2MTZ	2 Seater round table unit	499.00	521.00	555.00	588.00	POA
ER1TG	Round table with safety glass top	239.00	250.00	267.00	299.00	POA
EC2	2 Seater curve	477.00	500.00	534.00	567.00	POA

Please see page 23-25 for fabric swatches (Bands1-5).

## Nubia

Brochure Page 110



2901

Code	Frame Style	Frame Finish	TA Vinyl	TA Leather	Band 1	Band 2	Band 3	Band 4
2900	4 Leg Spider	BL/SI/CH	693.00	918.00	693.00	750.00	790.00	880.00
2901	Trumpet base	CH	716.00	941.00	716.00	773.00	813.00	903.00
2911	Trumpet base	CH	785.00	1010.00	785.00	842.00	882.00	972.00

PLEASE NOTE: THIS PRODUCT IS NOT AVAILABLE IN BAND 1 SEATING VINYLs.

## Neos

Brochure Page 111



NESB



NET06Z

Code	Frame Style	Frame Finish	Retail Price	Band 1	Band 2	Band 3	Band 4	Band 5
NE4B	4 Leg	CH	■	290.00	300.00	317.00	340.00	POA
NESB	Five star swivel	CH	■	306.00	317.00	334.00	357.00	POA
NECB	Centre ped swivel	CH	■	390.00	401.00	417.00	439.00	POA
NWT	Optional writing tablet	BL	83.00					
NET06Z	Height adjust table 400-450	CH	207.00	(Any wood finish)				

DUE TO MANUFACTURING PROCESSES FRAME FINISH MAY VARY IN SHADE FROM RANGE TO RANGE.

WOOD IS A NATURAL MATERIAL AND SHADE FINISHES COULD VARY FROM CHAIR TO CHAIR.

CHAIR FRAME FINISH KEY

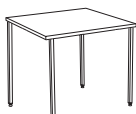
BL = BLACK

SI = SILVER

CH = CHROME


**CONTRACT TABLES - Black, Grey or Silver**

Brochure Page 86-87 Standard wood finishes

	Code	Size	Height	Group 1	Group 2	Group 3
	STC088Z	800 x 800	727	110.00	116.00	122.00
	STC077Z	700 x 700	727	93.00	98.00	103.00
	STC066Z	600 x 600	727	76.00	79.00	83.00

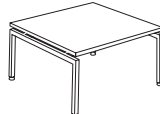
**CONTRACT TABLES - Black, Grey or Silver**

Brochure Page 86-87 Standard wood finishes

	Code	Size	Height	Group 1	Group 2	Group 3
	FTC16Z	1600Dia	727	240.00	250.00	261.00
	FTC14Z	1400Dia	727	230.00	240.00	251.00
	FTC12Z	1200Dia	727	220.00	230.00	240.00
	FTC10Z	1000Dia	727	200.00	209.00	217.00

**RECEPTION TABLES - FLOATING TOP - Black, Grey or Silver**

Brochure Page 88-89 Standard wood finishes

	Code	Size	Height	Retail Price
	BRT106Z	1000 x 600	400	234.00
	BRT088Z	800 x 800	400	219.00
	BRTC08Z	800Dia	400	234.00

**RECEPTION TABLES - PANEL END**

Brochure Page 88-89 Standard wood finishes

	Code	Size	Height	Retail Price
	KNPTRR10	1000 x 600	400	175.00
	KNPTRR6	600 x 600	400	137.00
	KNDPTRL	1000 x 600	400	205.00
	KNPTRC	600Dia	400	151.00

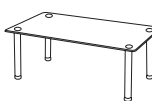
**RECEPTION TABLES - WELDED FRAME - Black, Grey or Silver**

Brochure Page 88-89 Standard wood finishes

	Code	Size	Height	Retail Price
	PR106Z	1000 x 600	400	194.00
	PR6Z	600 x 600	400	127.00
	PR7Z	1000 x 600	400	194.00
	SAVCTZ	1000 x 600	400	194.00
	PC6Z	600Dia	400	159.00

**RECEPTION TABLES - FROSTED GLASS - Chrome**

Brochure Page 88-89

	Code	Size	Height	Retail Price
	GLAS9F	950 x 500	350	244.00
	GLAS95	950 x 500	350	191.00
	GLAS5F	500 x 500	350	170.00
	GLAS55	500 x 500	350	148.00
	GLAS8F	800Dia	350	356.00
	GLAS6F	500Dia	350	297.00

WHERE APPLICABLE - WOOD FINISHES - GROUP 1 - ROYAL OAK, GROUP 2 - BEECH, GREY OR WALNUT, GROUP 3 - APPLE, MAPLE, WHITE OR COLOURS.



Code	Lifestyle Brochure Page Number	Frame Style	Width	Depth	Height	Seat Height
MUM1	51	4 Leg	510	580	810	450
ICE1	52	4 Leg	490	530	820	460
ICE2	53	Flat base stool	530	460	780-960	610-800
ICE3	53	4 Leg stool	820	460	810	650
ICE4	53	4 Leg stool	460	460	950	800
PG1	54	4 Leg	430	420	815	450
PG2	55	4 Leg stool	360	360	980	650
PG3	55	4 Leg stool	360	360	1100	800
TURM1SP	57	4 Leg	500	430	790	450
TURMASP	57	4 Leg with arms	570	430	790	450
AREA1	58	4 Leg	500	500	800	450
TAE1	61	4 Leg	390	400	840	450
ALO1P	63	4 Leg	550	630	730	450
ALO5E	62	4 Leg	550	630	730	450
ALO9J	62	4 Leg stool	490	540	990	770
ALO1A	65	4 Leg	470	610	770	450
ALO3C	64	4 Leg	550	630	730	450
ALO8H	65	4 Leg stool	490	440	970	790
AL02B	65	Centre Ped Table	700	700	730	N/A
AL04D	65	Centre Ped Table	600Dia	N/A	730	N/A
AL07G	65	Centre Ped Table	600Dia	N/A	1100	N/A
AL06F	65	Refectory Table	1200	700	730	N/A
TSC4	66	4 Leg stool	380	360	940	800
TS165	67	4 Leg stool	370	370	790	650
TS180	67	4 Leg stool	370	370	940	800
TSK1	68	Skid stool	370	330	960	800
TS2	69	Skid stool	350	350	930	800
TSG9	69	4 Leg stool	320	320	800	800
JAM TABLE	73	As per page content				

Tables available in Gresham standard finishes, sizes as per page.

Granite tops available - 600dia/700x700/800dia - Reception or Dining in ranges LTC/Trumpet/LTB/LTA.

## R Reception Furniture Starts From Here

660	90	Flat base swivel	660	650	680	430
770	91	4 Leg frame chair	740	750	770	420
772	91	4 Leg frame 2 Seater	1320	750	770	420
773	91	4 Leg frame 3 Seater	1900	750	770	420
RIC1	92	Wood feet chair	890	890	710	400
RIC2	92	Wood feet 2 Seater	1450	890	710	400
RIC3	92	Wood feet 3 Seater	1900	890	710	400
680	63	N/A	580	480	800	450
682	63	N/A	1280	480	800	450
685	93	N/A	580	480	800	450
VO1	95	Bench	1600	530	860	450
VO2	94	Bench	1600	530	450	450
VO3	95	Cantilever Chair	410	420	970	450
OXY1	96	Chrome feet	840	720	680	520
OXY2	96	Chrome feet	1400	720	680	520
OXY3	96	Chrome feet	1940	720	680	520/97
CH1	97	4 leg	720	650	740	440
CH2	97	4 Leg	1360	650	740	440
CH3	97	4 Leg	1830	650	740	440

Code	Lifestyle Brochure Page Number	Frame Style	Width	Depth	Height	Seat Height
AS06	98	Welded frame	1200	640	460	460
AS06LB	98	Welded frame	1200	640	840	460
AS06RB	98	Welded frame	1200	640	840	460
AS06FB	98	Welded frame	1200	640	840	460
SOL1	99	4 Leg	690	830	850	450
SOL2	99	4 Leg	1370	830	850	450
SOL3	99	4 Leg	1780	830	850	450
STR1	100	4 Leg	630	830	850	450
STR2	100	4 Leg	1260	830	850	450
STR3	100	4 Leg	1720	830	850	450
CURW	101	4 Leg	2000	830	850	450
OR1	102	N/A	610	770	810	430
ORA	103	N/A	810	770	810	430
ORR	103	N/A	710	770	810	430
ORL	103	N/A	710	770	810	430
ORMT	103	N/A	760	760	430	430
ATW3	105	4 Leg	600	470	860	460
ATW4	105	4 Leg	1200	470	860	460
ATF1	106	4 Leg	600	470	860	460
ATF2	106	4 Leg	1200	470	860	460
R1000	107	N/A	1000Dia	N/A	N/A	450
M1000	107	N/A	1000Dia	N/A	N/A	450
R500	107	N/A	500Dia	N/A	N/A	450
M500	107	N/A	500Dia	N/A	N/A	450
ER2MTZ	109	N/A	1230	500	450	450
ESO2TZ	109	N/A	1230	500	450	450
ER1	109	N/A	500Dia	N/A	450	450
ER1TG	109	N/A	420Dia	N/A	450	450
EC2	109	N/A	1220	500	450	450
ESO1	109	N/A	500	500	450	450
ES02	109	N/A	1230	500	450	450
2900	110	4 Leg spider	640	630	720	450
2901	110	Chrome trumpet base	640	610	700-820	430-550
2911	110	Chrome trumpet base	630	720	950	420
NE4B	111	4 Leg	560	560	960	420
NESB	111	Five star swivel	560	560	940-1080	400-540
NECB	111	Centre ped swivel	560	560	940-1080	400-540
NECB/NWT	111	Centre ped swivel	560	560	940-1080	400-540
NET06Z	111	Height adjust table	600Dia	N/A	405 - 535	N/A

